

WEEKLY STOCKS RECOMMENDATION

KEY MARKET STATISTICS	25/04/2025	17/04/2025	WTD Change
NGX- ASI	105,752.61	104,233.81	↑ 1.46%
Mrk Cap (N'trn)	66.47	65.50	↑ 1.48%
Volume (bn)	1.85	1.53	↑ 21.57%
Mkt Turnover (N'bn)	56.03	43.01	↑ 30.27%
Number of Deals	51,386	51,156	↑ 0.45%

KEY ECONOMIC INDICATORS	
Inflation	24.23%
MPR	27.50%
GDP (Q4-2024)	3.84%

NIGERIA EQUITY MARKET

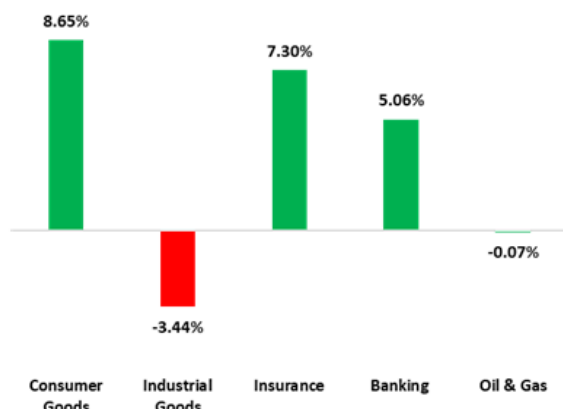
The Equity market experienced a total turnover of 1.854 billion shares worth N56.025 billion in 51,386 deals was traded this week by investors on the floor of the Exchange, in contrast to a total of 1.525 billion shares valued at N43.006 billion that exchanged hands last week in 51,156 deals.

The Financial Services (measured by volume) led the activity chart with 1.266 billion shares valued at N29.400 billion traded in 24,351 deals; thus contributing 68.28% and 52.48% to the total equity turnover volume and value respectively.

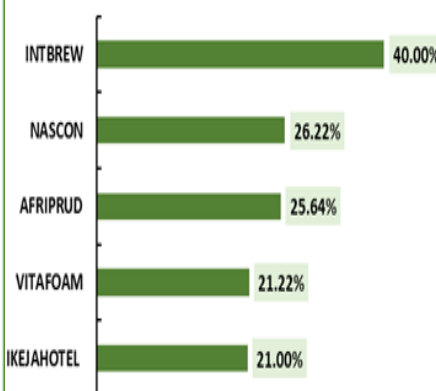
The ICT industry followed with 136.707 million shares worth N12.472 billion in 2,974 deals. Third place was the Consumer Goods Industry, with a turnover of 118.617 million shares worth N4.415 billion in 5,869 deals.

Trading in the top three equities namely Fidelity Bank Plc, Access Holdings Plc and Guaranty Trust Holding Company Plc (measured by volume) accounted for 797.873 million shares worth N22.043 billion in 8,618 deals, contributing 43.03% and 39.34% to the total equity turnover volume and value respectively.

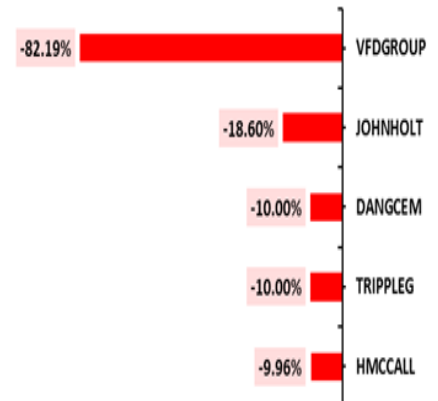
Sectoral Performance



Top 5 WEEKLY GAINERS



TOP 5 WEEKLY LOSERS



WEEKLY STOCKS RECOMMENDATION

Valuation and Fundamental Metrics										
	Fundamental			Trailing/Forecast				Price History		
	NM	ROE	EPS	P/E	CP	TP	UPP	Year High	Year Low	Rating
AGRICULTURE										
OKOMUOIL	21%	4%	21.64	24.24x	524.7	603	15.0%	545.2	246.5	BUY
PRESCO	15%	4%	32.86	23.89x	785	864	10.0%	785	209	BUY
CONSTRUCTION/REAL ESTATE										
BERGER	6%	9%	1.54	0.09x	17.85	18	0.0%	23.95	12.35	HOLD
CONSUMER GOODS										
CADBURY	-24%	-31%	-8.37	-3.18x	26.6	27.93	5.0%	32.25	15.25	HOLD
UNILEVER	8%	4%	1.47	28.55x	41.95			41.95	14.55	UR
NB	-18%	-27%	-10.35	-3.77x	39			43.5	22.6	UR
NESTLE	-15%	-9%	-100.26	-10.97x	1100	1100	0.0%	1,100	795	HOLD
GUINNESS	-8%	-10%	-8.29	-9.65x	80	91	13.7%	80	49.55	BUY
DANGSUGAR	-17%	-16%	-6.07	-6.35x	38.55			51	28.55	UR
FINANCIAL SERVICES										
UBA	28%	52%	17.77	1.91x	34	52	52.6%	39.95	18.9	BUY
ETI	11%	45%	14.36	2.23x	32	41.95	31.1%	34.7	20.45	BUY
FIDELITYBK	21%	15%	3.11	6.45x	20.05	22.14	10.4%	21.15	7.85	BUY
ACCESSCORP	37%	73%	17.42	1.37x	23.8	50.9	113.8%	28.9	16	BUY
FBNH	32%	35%	8.65	2.89x	25	55.8	123.2%	34	18.5	BUY
ZENITHBANK	59%	46%	21.56	2.16x	46.5	63	35.4%	52	29.7	BUY
GTCO	98%	29%	18.34	3.44x	63	118.34	87.8%	70	32.35	BUY
ICT										
MTNN	-6%	-3%	-6.53	-39.15x	256	278	8.9%	264.2	169	HOLD
AIRTELAFRI	14%	11%	239.48	9.01x	2156.9	2372.59	10.0%	2,200	1,973	BUY
INDUSTRIAL GOODS										
DANGCEM	21%	6%	26.74	16.16x	432	528	22.2%	591.10	349.20	BUY
BUACEMENT	15%	2%	2.05	40.81x	83.70	56.39	-32.6%	134.00	83.70	SELL
WAPCO	13%	4%	3.17	25.51x	81	66	-18.3%	84.50	32.85	SELL
OIL AND GAS										
SEPLAT	12%	2%	138.21	7.33x	5,700.00	4131	-27.5%	5,738.20	2,962.20	SELL
TOTAL	2%	5%	38.03	0.00x	705.00	921	30.6%	745.00	353.60	BUY

Disclaimer

Please note that this is neither an invitation nor a recommendation and must be construed solely as statements of opinion and not statements of fact. No warranty, express or implied, as to the accuracy, timeliness, completeness, merchantability or fitness for any particular purpose of any such recommendation or information is given or made by Arthur Stevens Asset Management Ltd in any form or manner whatsoever. Each recommendation or opinion must be weighed solely as one factor in any investment or other decision made by or on behalf of any user of the information contained herein and such user must accordingly make its own study and evaluation of each strategy/security that it may consider purchasing, holding or selling and should appoint his/her own investment or financial or other advisors to assist the user in reaching any decision. Arthur Stevens Asset Management Ltd will accept no responsibility of any nature in respect of any statement, opinion, recommendation or information contained in this document.